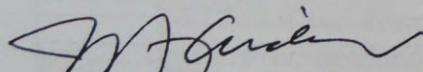

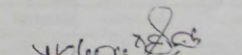


Código Contable	Denominación del Numeral Rentístico	Presupuesto						Compromisos			Pagos			Cuentas por	
		Inicial	Traslados		Modificaciones		Definitivo	Meses Anteriores	Del Mes	Total	Meses Anteriores	Del Mes	Total	Saldo de Apropiación	Pagar
			Adición	Reduccion	Adición	Reduccion									
2.1.02.02.15	MANTENIMIENTO	1.990.346.428			112.537.699		2.102.884.127	1.032.787.634	16.811.925	1.049.599.559	317.509.736	194.067.292	501.577.028	1.053.284.568	548.022.531
2.1.02.02.17	VIGILANCIA	429.306.757			8.000.000		437.306.757	413.675.028		413.675.028	172.364.595	34.472.919	206.837.514	23.631.729	206.837.514
2.1.02.02.19	ASEO	1.224.295.642			50.000.000		1.274.295.642	1.182.246.664		1.182.246.664	521.030.797	106.503.394	628.534.191	92.048.978	582.712.473
2.1.02.02.21	ARRENDAMIENTOS	50.738.164					50.738.164							50.738.164	
2.1.02.02.23	COMISIONES INTERESES Y DEMAS GASTOS BANCARIOS Y FIDUCIARIOS	3.532.749					3.532.749	1.026.977	274.578	1.301.555	1.026.977	274.578	1.301.555	2.231.194	
2.1.02.02.25	SISTEMATIZACION	169.240.534					169.240.534	84.118.080		84.118.080	18.389.721	3.917.000	22.306.721	85.122.454	61.811.309
2.1.02.02.27	BIENESTAR SOCIAL	10.702.935			10,000,000		20,702,935	8,379,190		8,379,190	2,574,910	379,480	2,954,390	12,323,745	5,424,800
2.1.02.02.98	OTRAS ADQUISICIONES DE SERVICIOS	12.782.405					12.782.405	1,587,040	3,841,000	5,428,040	1,087,040	500,000	1,587,040	7,354,365	3,841,000
2.1.02.03	IMPUESTOS Y MULTAS	96,864,603					96,864,603	4,311,484	334,093	4,645,577	3,811,484	628,093	4,439,577	92,219,026	206,000
2.1.03	TRANSFERENCIAS CORRIENTES	613,426,278			14,212,357		627,638,635	303,743,387	414,058	304,157,445	303,743,387	414,058	304,157,445	323,481,190	
2.1.03.98	OTRAS TRANSFERENCIAS	613,426,278			14,212,357		627,638,635	303,743,387	414,058	304,157,445	303,743,387	414,058	304,157,445	323,481,190	
2.1.03.98.05	CUOTA DE AUDITAJE	72,787,643			12,212,357		85,000,000	81,822,244		81,822,244			81,822,244	3,177,756	
2.1.03.98.07	SENTENCIAS Y CONCILIACIONES	537,000,000					537,000,000	219,850,853		219,850,853	219,850,853		219,850,853	317,149,147	
2.1.03.98.98	OTRAS TRANSFERENCIAS	3,638,635			2,000,000		5,638,635	2,070,290	414,058	2,484,348	2,070,290	414,058	2,484,348	3,154,287	
2.2	GASTOS DE OPERACION	7,934,861,487			600,000,000		8,534,861,487	6,980,605,899	2,594,744	6,983,200,643	2,546,510,296	302,198,873	2,848,709,169	1,951,660,844	4,134,491,474
2.2.01	GASTOS DE COMERCIALIZACION	7,934,861,487			600,000,000		8,534,861,487	6,980,605,899	2,594,744	6,983,200,643	2,546,510,296	302,198,873	2,848,709,169	1,551,660,844	4,134,491,474
2.2.01.01	COMPRA DE BIENES PARA LA VENTA	6,917,042,212			500,000,000		7,417,042,212	5,964,473,213	-520,256	5,963,952,957	2,168,358,058	206,750,587	2,375,108,645	1,453,089,255	3,588,844,312
2.2.01.01.01	COMPRAS E IMPORTACIONES	2,232,491,527			300,000,000		2,532,491,527	2,086,494,875		2,086,494,875	750,830,778	33,095,188	783,925,966	445,996,852	1,302,568,909
2.2.01.01.01.01	COMPRA DE MEDICAMENTOS	2,232,491,527			300,000,000		2,532,491,527	2,086,494,875		2,086,494,875	750,830,778	33,095,188	783,925,966	445,996,852	1,302,568,909
2.2.01.01.07	MATERIALES MANTENIMIENTO Y OTROS	3,357,669,186					3,357,669,186	2,761,087,971	-2,203,256	2,758,884,715	800,880,232	159,536,303	960,416,535	598,784,471	1,798,468,180
2.2.01.01.07.01	MATERIAL MEDICO QUIRURGICO	3,357,669,186					3,357,669,186	2,761,087,971	-2,203,256	2,758,884,715	800,880,232	159,536,303	960,416,535	598,784,471	1,798,468,180
2.2.01.01.98	OTRAS COMPRAS DE BIENES PARA LA VENTA	1,326,881,499			200,000,000		1,526,881,499	1,116,890,367	1,683,000	1,118,573,367	616,647,048	114,109,996	630,766,144	408,308,132	487,807,223
2.2.01.03	COMPRA DE SERVICIOS PARA LA VENTA	1,017,819,275			100,000,000		1,117,819,275	1,016,132,686	3,115,000	1,019,247,686	378,152,238	95,448,286	473,600,524	98,571,589	545,647,162
2.2.01.03.98	OTRAS COMPRAS DE SERVICIOS PARA LA VENTA	1,017,819,275			100,000,000		1,117,819,275	1,016,132,686	3,115,000	1,019,247,686	378,152,238	95,448,286	473,600,524	98,571,589	545,647,162
2.3	GASTOS DE INVERSION	460,000,000			510,608,908		970,608,908	473,039,590		473,039,590	168,000,000		168,000,000	487,569,318	305,039,590
2.3.01	INFRAESTRUCTURA	230,000,000					230,000,000							230,000,000	
2.3.01.01	INFRAESTRUCTURA PROPIA DEL SECTOR	230,000,000					230,000,000							230,000,000	
2.3.01.01.01	CONSTRUCCION INFRAESTRUCTURA PROPIA DEL SECTOR	230,000,000					230,000,000							230,000,000	
2.3.01.01.01.53	HOSPITALES, PUESTOS Y CENTROS DE SALUD	230,000,000					230,000,000							230,000,000	
2.3.02	DOTACION	230,000,000			510,608,908		740,608,908	473,039,590		473,039,590	168,000,000		168,000,000	267,569,318	305,039,590
2.3.02.01	EQUIPOS, MATERIALES, SUMINISTROS Y SERVICIOS PROPIOS DEL SECTOR	230,000,000			510,608,908		740,608,908	473,039,590		473,039,590	168,000,000		168,000,000	267,569,318	305,039,590
2.3.02.01.01	ADQUISICION Y/O PRODUCCION DE EQUIPOS, MATERIALES Y SERVICIOS PROPIOS DEL SECTOR	230,000,000			510,608,908		740,608,908	473,039,590		473,039,590	168,000,000		168,000,000	267,569,318	305,039,590
2.3.02.01.01.13	DOTACION DE HOSPITALES, CENTROS DE SALUD Y PUESTOS DE SALUD	230,000,000			510,608,908		740,608,908	473,039,590		473,039,590	168,000,000		168,000,000	267,569,318	305,039,590
TOTALES		39,741,048,586	228,615,364	228,615,364	2,133,358,964		41,874,407,550	24,826,913,862	4,931,344,141	29,758,258,003	13,813,865,831	2,582,024,488	16,395,890,319	12,116,149,547	13,362,367,684


 FLOR ALICIA CARDENAS PINEDA
 GERENTE


 LUZ DÓRIS CARDONA RODRIGUEZ
 SUBGERENTE ADMINISTRATIVO


 NOHORA RIVERA MARINO
 TECNICO ADMINISTRATIVO