
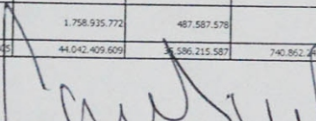







Código Contable	Denominación del Numeral Rentístico	Presupuesto						Compromisos				Pagos			Saldo de Apropiación	Cuentas por Pagar	
		Inicial	Traslados		Modificaciones		Definitivo	Meses Anteriores	Del Mes	Total	Meses Anteriores	Del Mes	Total				
			Adición	Reducción	Adición	Reducción											
2.1.02.02.11	PUBLICIDAD	1,050,598					1,050,598	288,800		288,800		288,800		288,800			
2.1.02.02.13	IMPRESOS Y PUBLICACIONES	96,772,500			40,000,000		136,772,500	110,590,000		110,590,000		110,590,000		110,590,000			
2.1.02.02.15	MANTENIMIENTO	1,950,346,420			223,237,699		2,173,584,119	1,471,105,000		1,471,105,000		1,471,105,000		1,471,105,000			
2.1.02.02.17	VIAGROS	425,306,757			8,000,000		433,306,757	422,036,000		422,036,000		422,036,000		422,036,000			
2.1.02.02.19	ASEO	1,224,299,642			50,000,000		1,274,299,642	1,182,246,664		1,182,246,664		1,182,246,664		1,182,246,664			
2.1.02.02.21	ARRENDAMIENTOS	50,738,164		40,000,000			10,738,164										
2.1.02.02.23	COMISIONES INTERESES Y DEMAS GASTOS BANCARIOS Y FIDUCIARIOS	3,532,749					3,532,749	1,666,103	311,110	1,977,213		1,666,103	311,110	1,977,213			
2.1.02.02.25	SISTEMATIZACION	169,240,534					169,240,534	84,118,080		84,118,080		84,118,080		84,118,080			
2.1.02.02.27	BIENESTAR SOCIAL	10,762,935			20,000,000		30,762,935	6,379,190		6,379,190		6,379,190		6,379,190			
2.1.02.02.96	OTRAS ADQUISICIONES DE SERVICIOS	12,782,405					12,782,405	7,538,040	4,037,300	11,575,340		7,538,040	6,275,840	13,813,880			
2.1.02.03	IMPUESTOS Y MULTAS	96,864,603					96,864,603	5,618,803	39,402	5,658,205		5,658,205	3,455,798	9,113,903			
2.1.03	TRANSPARENCIAS CORRIENTES	613,426,278			14,212,357		627,638,635	304,985,561	414,058	305,399,619		304,985,561	304,985,561	305,399,619			
2.1.03.96	OTRAS TRANSPARENCIAS	613,426,278			14,212,357		627,638,635	304,985,561	414,058	305,399,619		304,985,561	304,985,561	305,399,619			
2.1.03.96.05	CUOTA DE AUDITAR	72,787,643					72,787,643	81,822,244		81,822,244		81,822,244		81,822,244			
2.1.03.96.07	SENTENCIAS Y CONCILIACIONES	537,000,000					537,000,000	219,850,853		219,850,853		219,850,853		219,850,853			
2.1.03.96.96	OTRAS TRANSPARENCIAS	3,638,635			2,000,000		5,638,635	3,312,464	414,058	3,726,522		3,312,464	414,058	3,726,522			
2.2	GASTOS DE OPERACION	7,934,861,487	15,000,000	15,000,000	800,000,000		8,734,861,487	7,790,547,413	60,374,662	7,850,922,075	4,200,460,582	861,532,790	5,061,993,372	883,636,382	2,788,928,733		
2.2.01	GASTOS DE COMERCIALIZACION	7,934,861,487	15,000,000	15,000,000	800,000,000		8,734,861,487	7,790,547,413	60,374,662	7,850,922,075	4,200,460,582	861,532,790	5,061,993,372	883,636,382	2,788,928,733		
2.2.01.01	COMPRA DE BIENES PARA LA VENTA	6,917,042,212	15,000,000		700,000,000		7,632,042,212	6,771,299,727	57,874,692	6,829,174,419	3,518,403,084	750,200,216	4,268,903,300	802,867,753	2,586,571,118		
2.2.01.01.01	COMPRA DE INMOBILIARIAS	2,232,491,527			300,000,000		2,532,491,527	2,154,507,155	15,000,000	2,169,507,155	1,239,055,076	131,187,628	1,300,242,784	362,984,372	796,264,451		
2.2.01.01.01.01	COMPRA DE MEDICAMENTOS	2,232,491,527			300,000,000		2,532,491,527	2,154,507,155	15,000,000	2,169,507,155	1,239,055,076	131,187,628	1,300,242,784	362,984,372	796,264,451		
2.2.01.01.07	MATERIALES MANTENIMIENTO Y OTROS	3,357,669,186					3,357,669,186	3,092,882,725	40,000,000	3,132,882,725	1,444,627,012	304,203,951	1,748,830,963	224,786,461	1,384,051,782		
2.2.01.01.07.01	MATERIAL MEDICO QUIRURGICO	3,357,669,186					3,357,669,186	3,092,882,725	40,000,000	3,132,882,725	1,444,627,012	304,203,951	1,748,830,963	224,786,461	1,384,051,782		
2.2.01.01.96	OTRAS COMPRAS DE BIENES PARA LA VENTA	1,326,881,499	15,000,000		400,000,000		1,741,881,499	1,523,909,847	2,874,692	1,526,784,539	834,720,996	314,808,637	1,149,529,633	215,096,263	377,254,906		
2.2.01.03	COMPRA DE SERVICIOS PARA LA VENTA	1,017,819,275		15,000,000	100,000,000		1,102,819,275	1,019,247,686	2,500,000	1,021,747,686	682,057,498	111,332,574	793,390,072	81,071,589	228,357,614		
2.2.01.03.96	OTRAS COMPRAS DE SERVICIOS PARA LA VENTA	1,017,819,275		15,000,000	100,000,000		1,102,819,275	1,019,247,686	2,500,000	1,021,747,686	682,057,498	111,332,574	793,390,072	81,071,589	228,357,614		
2.3	GASTOS DE INVERSION	460,000,000			1,528,935,772		1,988,935,772	487,587,578		487,587,578	261,039,590	261,039,590	261,039,590	261,039,590	1,501,348,194	228,547,988	
2.3.01	INFRAESTRUCTURA	230,000,000					230,000,000							230,000,000			
2.3.01.01	INFRAESTRUCTURA PROPIA DEL SECTOR	230,000,000					230,000,000							230,000,000			
2.3.01.01.01	CONSTRUCCION INFRAESTRUCTURA PROPIA DEL SECTOR	230,000,000					230,000,000							230,000,000			
2.3.01.01.01.53	HOSPITALES, PUUESTOS Y CENTROS DE SALUD	230,000,000					230,000,000							230,000,000			
2.3.02	DOTACION	230,000,000					230,000,000							230,000,000			
2.3.02.01	EQUIPOS, MATERIALES, SUMINISTROS Y SERVICIOS PROPIOS DEL SECTOR	230,000,000			1,528,935,772		1,758,935,772	487,587,578		487,587,578	261,039,590	261,039,590	261,039,590	1,271,348,194	228,547,988		
2.3.02.01.01	ADQUISICION Y/O PRODUCCION DE EQUIPOS, MATERIALES Y SERVICIOS PROPIOS DEL SECTOR	230,000,000			1,528,935,772		1,758,935,772	487,587,578		487,587,578	261,039,590	261,039,590	261,039,590	1,271,348,194	228,547,988		
2.3.02.01.01.13	DOTACION DE HOSPITALES, CENTROS DE SALUD Y PUUESTOS DE SALUD	230,000,000					230,000,000							230,000,000			
	TOTALES	39,741,048,596	290,615,364	290,615,364	4,527,385,828	226,024,845	44,042,409,609	35,962,515,587	740,862,407	36,703,377,994	23,862,458,673	2,623,005,063	36,485,463,736	7,715,321,775	9,841,614,028		

  
 FLOR ALICIA CARDENAS PINEDA  
 GERENTE

  
 LUZ DORIS CARDONA RODRIGUEZ  
 SUBGERENTE ADMINISTRATIVO

  
 NOHORA RIVERA MARINO  
 TECNICO ADMINISTRATIVO