

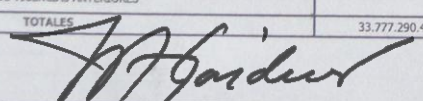
**ESE HOSPITAL REGIONAL DE DUITAMA
EJECUCION PRESUPUESTAL INGRESOS SEPTIEMBRE 2018**


Código	CONCEPTO	Presupuesto					Reconocimientos				Recaudos			Saldo de Aprobación	Cuentas por Cobrar
		Inicial	Traslados		Modificaciones		Definitivo	Meses Anteriores	Del Mes	Total	Meses Anteriores	Del Mes	Total		
			Adición	Reducción	Adición	Reducción									
1	TOTAL INGRESOS	33.777.290.440	0	0	13.045.965.691	0	46.823.256.131	40.495.966.927	3.930.073.520	44.426.040.447	26.843.099.934	3.483.369.921	30.326.469.855	2.397.215.884	14.099.570.592
1.0	DISPONIBILIDAD INICIAL	0	0	0	239.784.683	0	239.784.683	239.784.683	0	239.784.683	239.784.683	0	0	0	0
1.0.01	CAJA	0	0	0	12.295.406	0	12.295.406	12.295.406	0	12.295.406	12.295.406	0	0	0	0
1.0.02	BANCOS	0	0	0	227.489.277	0	227.489.277	227.489.277	0	227.489.277	227.489.277	0	0	0	0
1.1	INGRESOS CORRIENTES	33.733.626.051	0	0	1.179.284.461	0	34.912.910.512	28.852.080.417	3.788.549.264	32.640.629.681	15.199.213.424	3.341.845.665	18.541.059.089	2.272.880.831	14.099.570.592
1.1.02	NO TRIBUTARIOS	33.733.626.051	0	0	1.179.284.461	0	34.912.910.512	28.852.080.417	3.788.549.264	32.640.629.681	15.199.213.424	3.341.845.665	18.541.059.089	2.272.880.831	14.099.570.592
1.1.02.04	OPERACIONALES	33.733.626.051	0	0	0	0	33.733.626.051	28.164.164.482	3.690.275.559	31.854.440.041	14.511.297.489	3.243.571.960	17.754.869.449	1.879.186.010	14.099.570.592
1.1.02.04.03	VENTA DE SERVICIOS	33.043.357.779	0	0	0	0	33.043.357.779	27.612.477.364	3.617.326.803	31.229.804.167	14.314.871.120	3.086.253.617	17.401.124.737	1.813.553.612	13.828.679.430
1.1.02.04.03.05	SERVICIOS DE SALUD	33.043.357.779	0	0	0	0	33.043.357.779	27.612.477.364	3.617.326.803	31.229.804.167	14.314.871.120	3.086.253.617	17.401.124.737	1.813.553.612	13.828.679.430
1.1.02.04.03.05.02	REGIMEN CONTRIBUTIVO	5.880.972.521	0	0	0	0	5.880.972.521	5.314.337.165	744.933.916	6.059.271.081	1.406.227.253	431.012.011	1.837.239.264	-178.298.560	4.222.031.817
1.1.02.04.03.05.02.01	REG CONTRIBO CAPITADOS	0	0	0	0	0	0	3.468.897	524.900	3.993.797	0	0	0	-3.993.797	3.993.797
1.1.02.04.03.05.02.03	REG CONTRIB NO CAPITADOS	5.880.972.521	0	0	0	0	5.880.972.521	5.310.868.268	744.409.016	6.055.277.284	1.406.227.253	431.012.011	1.837.239.264	-174.304.763	4.218.038.020
1.1.02.04.03.05.04	REGIMEN SUBSIDIADO	20.468.968.102	0	0	0	0	20.468.968.102	15.839.270.031	2.232.090.921	18.071.360.952	10.946.169.942	2.315.662.019	13.261.831.961	2.397.607.150	4.809.528.991
1.1.02.04.03.05.04.01	REG SUBSID CAPITADOS	787.444.401	0	0	0	0	787.444.401	549.039.212	67.822.715	616.861.927	424.192.175	43.536.632	467.728.807	170.582.474	149.133.120
1.1.02.04.03.05.04.03	REG SUBSID NO CAPITADOS	19.681.523.701	0	0	0	0	19.681.523.701	15.290.230.819	2.164.268.206	17.545.499.025	10.521.977.767	2.272.125.387	12.794.103.154	2.227.024.676	4.860.395.871
1.1.02.04.03.05.06	ATENCION POBRE A LA POBLACION POBRE EN LO NO CUBIERTO CON SUBSIDIO A LA DEMANDA	155.282.000	0	0	0	0	155.282.000	670.087.250	77.867.943	747.955.193	0	0	0	-592.673.193	747.955.193
1.1.02.04.03.05.06.01	ATENCION POBRE CAPITADOS	0	0	0	0	0	0	0	0	0	0	0	0	0	0
1.1.02.04.03.05.06.03	ATENCION POBRE NO CAPITADOS	155.282.000	0	0	0	0	155.282.000	670.087.250	77.867.943	747.955.193	0	0	0	-592.673.193	747.955.193
1.1.02.04.03.05.08	CUOTAS DE RECUPERACION	10.599.174	0	0	0	0	10.599.174	27.986.744	22.609	28.009.353	27.986.744	22.609	28.009.353	-17.410.179	0
1.1.02.04.03.05.10	COPAGOS Y CUOTAS MODERADORAS	321.863.777	0	0	0	0	321.863.777	304.887.307	26.172.187	331.059.494	237.417.047	26.172.187	263.589.234	-9.195.717	67.470.280
1.1.02.04.03.05.12	SEGURO OBLIGATORIO DE ACCIDENTES DE TRANSITO SOAT	1.382.066.974	0	0	0	0	1.382.066.974	1.106.405.704	85.528.845	1.191.934.549	381.876.810	92.523.426	474.400.236	190.132.425	717.534.313
1.1.02.04.03.05.14.01	FONDO DE SOLIDARIDAD Y GARANTIAS	193.859.769	0	0	0	0	193.859.769	224.310.411	16.350.550	240.660.961	0	0	0	-46.801.192	240.660.961
1.1.02.04.03.05.14.03	EVENTOS CATASTROFICOS Y ACCIDENTES DE TRANSITO ECAT	0	0	0	0	0	0	0	0	0	0	0	0	0	0
1.1.02.04.03.05.16	PLAN DE INTERVENCIONES COLECTIVAS (PIC)	32.924.687	0	0	0	0	32.924.687	75.734.489	0	75.734.489	11.040.000	0	11.040.000	-42.809.802	64.694.489
1.1.02.04.03.05.18	REGIMENES ESPECIALES	1.837.950.440	0	0	0	0	1.837.950.440	1.533.881.341	176.744.130	1.710.625.471	495.053.142	98.360.575	593.413.717	1.117.211.754	0
1.1.02.04.03.05.98	OTROS SERVICIOS DE SALUD	2.758.870.335	0	0	0	0	2.758.870.335	2.515.576.922	257.615.702	2.773.192.624	809.100.182	122.500.790	931.600.972	-14.322.289	1.841.591.852
1.1.02.04.03.05.98.05	INSTITUCIONES PRESTADORAS DE SERVICIOS DE SALUD IPS	1.431.472.369	0	0	0	0	1.431.472.369	1.075.913.734	81.279.858	1.157.193.592	7.028.731	661.917	7.690.648	274.278.777	1.149.502.944
1.1.02.04.03.05.98.07	PARTICULARES	680.450.000	0	0	0	0	680.450.000	722.679.727	73.459.163	796.138.890	510.064.718	46.601.963	556.666.681	-115.688.890	239.472.209
1.1.02.04.03.05.98.11	ENTES TERRITORIALES	16.923.407	0	0	0	0	16.923.407	41.835.127	2.009.483	43.844.610	0	2.558.700	2.558.700	-26.921.203	41.285.910
1.1.02.04.03.05.98.98	OTROS SERVICIOS DE SALUD NO ESPECIFICADOS	630.024.559	0	0	0	0	630.024.559	675.148.334	100.867.198	776.015.532	292.006.733	72.678.210	364.684.943	-145.990.973	411.330.589
1.1.02.05	APORTES	0	0	0	1.179.284.461	0	1.179.284.461	687.915.935	98.273.705	786.189.640	687.915.935	98.273.705	786.189.640	393.094.821	0
1.1.02.05.01	Aportes Patronales	0	0	0	0	0	0	0	0	0	0	0	0	0	0
1.1.02.05.05	APORTES DE OTRAS ENTIDADES	0	0	0	1.179.284.461	0	1.179.284.461	687.915.935	98.273.705	786.189.640	687.915.935	98.273.705	786.189.640	393.094.821	0
1.1.02.05.03	DEL NIVEL DEPARTAMENTAL	0	0	0	1.179.284.461	0	1,179.284.461	687.915.935	98.273.705	786.189.640	687.915.935	98.273.705	786.189.640	393.094.821	0
1.1.02.05.03.01	DEL NIVEL CENTRAL DEPARTAMENTAL	0	0	0	1,179.284.461	0	1,179.284.461	687.915.935	98.273.705	786.189.640	687.915.935	98.273.705	786.189.640	393.094.821	0
1.1.02.05.03.01.98	OTRAS APORTES DEL NIVEL CENTRAL DEPARTAMENTAL	0	0	0	1,179.284.461	0	1,179.284.461	687.915.935	98.273.705	786.189.640	687.915.935	98.273.705	786.189.640	393.094.821	0
1.1.02.04.07	ARRENDAMIENTOS	359.130.053	0	0	0	0	359.130.053	483.547.929	60.447.175	543.995.104	172.243.161	120.161.463	292.404.624	-184.865.051	251.590.480
1.1.02.04.13	APROVECHAMIENTOS	331.138.219	0	0	0	0	331.138.219	68.139.189	12.501.581	80.640.770	24.183.208	37.156.880	61.340.888	250.497.449	19.300.682
1.2	RECURSOS DE CAPITAL	43.664.389	0	0	11.626.896.547	0	11.670.560.936	11.404.101.827	141.524.256	11.545.626.083	11,404.101.827	141.524.256	11,545.626.083	124.934.853	0
1.2.02	OTROS RECURSOS DE CAPITAL	43.664.389	0	0	11,626.896.547	0	11,670.560.936	11,404.101,827	141,524,256	11,545,626,083	11,404,101,827	141,524,256	11,545,626,083	124,934,853	0
1.2.02.01	RECURSOS DEL BALANCE	0	0	0	11,626,896,547	0	11,626,896,547	11,378,417,880	135,418,618	11,513,836,498	11,378,417,880	135,418,618	11,513,836,498	113,060,049	0
1.2.02.01.01	RECUPERACIONES DE CARTERA	0	0	0	11,626,896,547	0	11,626,896,547	11,378,417,880	135,418,618	11,513,836,498	11,378,417,880	135,418,618	11,513,836,498	113,060,049	0
1.2.02.01.01.98	OTRAS RECUPERACIONES DE CARTERA	0	0	0	11,626,896,547	0	11,626,896,547	11,378,417,880	135,418,618	11,513,836,498	11,378,417,880	135,418,618	11,513,836,498	113,060,049	0
	OTRAS RECUPER CARTERA SERV DE SALUD	0	0	0	11,285,886,592	0	11,285,886,592	10,698,717,727	135,256,285	10,833,974,012	10,698,717,727	135,256,285	10,833,974,012	451,912,580	0
	OTRAS RECUPER CARTERA DIFERENTES A SERV DE SALUD	0	0	0	341,009,955	0	341,009,955	679,700,153	162,333	679,862,486	679,700,153	162,333	679,862,486	-338,852,531	0
1.2.02.03	RENDIMIENTOS POR OPERACIONES FINANCIERAS	43.664.389	0	0	0	0	43.664.389	25.683.947	6.105.638	31.789.585	25.683.947	6.105.638	31.789.585	11.874.804	0
1.2.02.03.01	INTERESES	43.664.389	0	0	0	0	43.664.389	25.683.947	6.105.638	31.789.585	25.683.947	6.105.638	31.789.585	11.874.804	0
1.2.02.03.01.01	PROVENIENTES DE RECURSOS DE LIBRE DESTINACION	43.664.389	0	0	0	0	43.664.389	25.683.947	6.105.638	31.789.585	25.683.947	6.105.638	31.789.585	11.874.804	0
1.2.02.03.01.01.98	PROVENIENTES DE RECURSOS DE LIBRE DESTINACION	43.664.389	0	0	0	0	43.664.389	25.683.947	6.105.638	31.789.585	25.683.947	6.105.638	31.789.585	11.874.804	0
	TOTALES	33.777.290.440	0	0	13.045.965.691	0	46.823.256.131	40.495.966.927	3.930.073.520	44.426.040.447	26.843.099.934	3.483.369.921	30.326.469.855	2.397.215.884	14.099.570.592


**ESE HOSPITAL REGIONAL DE DUITAMA
EJECUCION GASTOS SEPTIEMBRE 2018**

Código Contable	Denominación del Numeral Rentístico	Presupuesto				Compromisos			Pagos			Saldo de Apropiación	Cuentas por Pagar
		Inicial	Modificaciones		Definitivo	Meses Anteriores	Del Mes	Total	Meses Anteriores	Del Mes	Total		
			Reduccion	Adicion									
2	GASTOS	33.777.290.440	187.378.972	13.045.965.691	46.823.256.131	35.323.003.395	3.597.811.916	38.920.815.311	25.063.052.338	3.328.471.110	28.391.523.448	7.902.440.820	10.529.291.863
2.1	GASTOS DE FUNCIONAMIENTO	25.557.473.403	187.378.972	9.967.267.918	35.524.741.321	25.134.383.664	3.539.894.466	28.674.278.130	19.504.087.249	2.731.635.067	22.235.722.316	6.850.463.191	6.438.555.814
2.1.01	GASTOS DE PERSONAL	20.574.156.154	174.000.000	6.344.899.408	26.860.055.562	19.466.244.206	3.250.589.998	22.724.834.204	15.145.041.016	2.431.518.781	17.576.559.797	4.135.221.958	5.148.274.407
2.1.01.01	SERVICIOS PERSONALES ASOCIADOS A LA NOMINA	4.271.723.155	174.000.000		4.097.723.155	2.148.150.580	288.769.544	2.436.920.124	2.148.150.580	272.213.370	2.420.363.950	1.660.803.031	16.556.174
2.1.01.01.01	SUELDO DE PERSONAL DE NOMINA	3.051.037.349	174.000.000		2.877.037.349	1.603.082.852	221.763.376	1.824.846.228	1.603.082.852	215.720.560	1.818.803.412	1.052.191.121	6.042.816
2.1.01.01.03	GASTOS DE REPRESENTACION	31.759.560			31.759.560	20.887.060	2.684.400	23.571.460	20.887.060	2.684.400	23.571.460	8.188.100	
2.1.01.01.05	BONIFICACION POR SERVICIOS PRESTADOS	84.890.735			84.890.735	57.811.097	6.632.557	64.443.654	57.811.097	6.230.681	64.041.778	20.447.081	401.876
2.1.01.01.07	BONIFICACION ESPECIAL POR RECREACION	15.671.138			15.671.138	9.360.740	2.040.075	11.400.815	9.360.740	1.559.912	10.920.652	4.270.323	480.163
2.1.01.01.13	HORAS EXTRAS Y DIAS FESTIVOS	539.735.627			539.735.627	259.519.018	31.727.185	291.246.203	259.519.018	31.727.185	291.246.203	248.489.424	
2.1.01.01.17	PRIMA DE NAVIDAD	271.044.890			271.044.890	4.419.222	4.800.200	9.219.422	4.419.222	137.533	4.556.755	261.825.468	4.662.667
2.1.01.01.19	PRIMA DE SERVICIOS	124.903.913			124.903.913	103.876.191	700.948	104.577.139	103.876.191	163.809	104.040.000	20.326.774	537.139
2.1.01.01.21	PRIMA DE VACACIONES	130.156.548			130.156.548	75.252.896	18.011.875	93.264.771	75.252.896	13.983.331	89.236.227	36.891.777	4.028.544
2.1.01.01.23	PRIMA O SUBSIDIO DE ALIMENTACION	2.043.209			2.043.209							2.043.209	
2.1.01.01.33	INDEMNIZACION POR VACACIONES	4.670.190			4.670.190	2.258.807		2.258.807	2.258.807		2.258.807	2.411.383	
2.1.01.01.98	OTROS SERVICIOS PERSONALES ASOCIADOS A LA NOMINA	15.809.996			15.809.996	11.682.697	408.928	12.091.625	11.682.697	5.959	11.688.656	3.718.371	402.969
2.1.01.02	SERVICIOS PERSONALES INDIRECTOS	14.896.808.663		4.048.612.021	19.060.420.684	15.454.595.292	2.869.981.717	18.324.577.009	11.307.166.152	1.964.762.524	13.271.928.676	735.843.675	5.052.648.333
2.1.01.02.03	HONORARIOS PROFESIONALES	282.202.808			397.202.808	379.575.931		379.575.931	190.656.125	32.923.026	223.579.151	17.626.877	155.396.780
2.1.01.02.09	REMUNERACION POR SERVICIOS TECNICOS	14.604.929.278		4.048.612.021	18.653.541.299	15.075.019.361	2.869.981.717	17.945.001.078	11.116.510.027	1.931.839.498	13.048.349.525	708.540.221	4.896.651.553
2.1.01.02.11	REMUNERACION DE APRENDICES	9.676.577			9.676.577							9.676.577	
2.1.01.03	CONTRIBUCIONES INHERENTES A LA NOMINA	1.405.624.336		1.179.284.461	2.584.908.797	746.495.408	99.838.737	846.334.145	572.721.358	194.542.887	767.264.245	1.738.574.652	79.069.900
2.1.01.03.01	AL SECTOR PUBLICO	523.731.898		316.300.828	840.032.726	275.709.600	36.889.150	312.598.750	199.990.150	78.130.500	278.120.650	527.433.976	34.478.100
2.1.01.03.01.01	APORTES PREVISION SOCIAL	333.784.746		316.300.828	650.085.574	172.145.200	22.103.200	194.248.400	124.527.800	47.617.400	172.145.200	455.837.174	22.103.200
2.1.01.03.01.01.01	FONDO NACIONAL DEL AHORRO	12.558.350		8.000.000	20.558.350							20.558.350	
2.1.01.03.01.01.03	PENSIONES	321.226.396		308.300.828	629.527.224	172.145.200	22.103.200	194.248.400	124.527.800	47.617.400	172.145.200	435.278.824	22.103.200
2.1.01.03.01.01.03.03	COLPENSIONES	321.226.396		308.300.828	629.527.224	172.145.200	22.103.200	194.248.400	124.527.800	47.617.400	172.145.200	435.278.824	22.103.200
2.1.01.03.01.03	APORTES PARAFISCALES	189.947.152			189.947.152	103.564.400	14.785.950	118.350.350	75.462.350	30.513.100	105.975.450	71.596.802	12.374.900
2.1.01.03.01.03.01	SERVICIO NACIONAL DE APRENDIZAJE SEINA	75.980.407			75.980.407	41.429.160	5.914.600	47.343.760	30.187.560	12.205.700	42.393.260	28.636.647	4.950.500
2.1.01.03.01.03.03	INSTITUTO COLOMBIANO DE BIENESTAR FAMILIAR- ICBF	113.966.745			113.966.745	62.135.240	8.871.350	71.006.590	45.274.790	18.307.400	63.582.190	42.960.155	7.424.400
2.1.01.03.03	AL SECTOR PRIVADO	881.892.438		862.983.633	1.744.876.071	470.785.808	62.949.587	533.735.395	372.731.208	116.412.287	489.143.595	1.211.140.576	44.591.800
2.1.01.03.03.01	APORTES PREVISION SOCIAL	659.205.219		792.256.538	1.451.461.757	344.511.588	45.429.087	389.940.675	281.108.988	79.827.687	360.936.675	1.061.521.082	29.004.000
2.1.01.03.03.01.01	FONDOS DE CESANTIAS	327.180.867		406.656.538	733.837.405	122.297.488	16.425.087	138.722.575	122.297.488	16.425.087	138.722.575	595.114.830	
2.1.01.03.03.01.03	FONDOS DE PENSIONES	82.530.190		112.000.000	194.530.190	58.783.700	7.813.000	66.596.700	41.414.300	17.369.400	58.783.700	127.933.490	7.813.000
2.1.01.03.03.01.05	EMPRESAS PROMOTORAS DE SALUD	249.494.162		273.600.000	523.094.162	163.430.400	21.191.000	184.621.400	117.397.200	46.033.200	163.430.400	338.472.762	21.191.000
2.1.01.03.03.02	ADMINISTRADORA DE RIESGOS PROFESIONALES	70.741.642		70.727.095	141.468.737	43.436.900	5.689.000	49.125.900	31.264.500	12.172.400	43.436.900	92.342.837	5.689.000
2.1.01.03.03.03	APORTES PARAFISCALES A LAS CAJAS DE COMPENSACION	151.945.577			151.945.577	82.837.320	11.831.500	94.668.820	60.357.720	24.412.300	84.770.020	57.276.757	9.898.800
2.1.01.93	PAGOS VIGENCIAS ANTERIORES			1.117.002.926	1.117.002.926	1,117,002,926		1,117,002,926	1,117,002,926		1,117,002,926	1,117,002,926	
2.1.02	GASTOS GENERALES	3.828.704.209	13.378.972	3.126.147.284	7.013.851.493	4.190.359.301	280.913.847	4.471.273.148	2.897.059.934	283.931.807	3.180.991.741	2.542.578.345	1.290.281.407
2.1.02.01	ADQUISICION DE BIENES	265.463.565		791.259.694	1,056,723,259	273,320,809	11,534,266	284,855,075	122,554,123	1,876,176	124,430,279	771,868,184	160,424,796
2.1.02.01.01	MATERIALES Y SUMINISTROS	207.239.049		267.239.048	474.478.097	271.924.939	11,534,266	283,459,205	121,158,233	1,876,176	123,034,409	191,018,892	160,424,796
2.1.02.01.03	COMPRA DE EQUIPO	58.224.516		524.020.646	582,245,162	1,395,870		1,395,870	1,395,870		1,395,870	580,849,292	
2.1.02.02	ADQUISICION DE SERVICIOS	3.431.164.324	13.378.972	1,711,433,379	5,201,597,703	3,246,422,800	268,880,495	3,515,302,775	2,105,067,987	280,890,177	2,385,958,164	1,686,294,928	1,129,344,611
2.1.02.02.01	CAPACITACION	11.441.849			11,441,849	10,345,500		10,345,500	345,500		345,500	1,096,349	10,000,000
2.1.02.02.03	VIATICOS Y GASTOS DE VIAJE	8.044.410		5,362,940	13,407,350	4,417,485	396,285	4,813,770	2,339,570	396,285	2,339,570	8,593,580	2,494,200
2.1.02.02.05	COMUNICACIONES Y TRANSPORTE	23.849.388		10,221,166	34,070,554	16,218,572	1,732,800	17,951,372	8,134,500	1,313,572	9,448,072	16,119,182	8,503,300
2.1.02.02.07	SERVICIOS PUBLICOS	388,167,304		149,389,100	537,556,404	389,209,221	44,021,851	433,231,072	345,861,335	50,893,308	396,754,643	104,325,332	36,476,429
2.1.02.02.09	SEGUROS	201,918,534			201,918,534	199,846,084		199,846,084	197,763,052		197,763,052	2,072,450	2,083,032
2.1.02.02.11	PUBLICIDAD	2,234,328		5,213,432	7,447,760	567,350		567,350		67,350	67,350	6,880,410	500,000
2.1.02.02.13	IMPRESOS Y PUBLICACIONES	71,295,876		47,530,584	118,826,460	75,000,000	10,000,000	85,000,000	47,388,010	9,567,750	56,955,760	33,826,460	28,044,300
2.1.02.02.15	MANTENIMIENTO	1,689,507,389		593,432,541	2,282,939,930	791,984,308	199,591,248	991,575,556	400,775,646	34,881,093	435,656,739	1,350,364,374	555,918,817
2.1.02.02.17	VIGILANCIA	207,394,569		207,394,568	414,789,137	388,469,778		388,469,778	258,298,319	32,606,536	290,904,855	26,319,339	97,544,323
2.1.02.02.19	ASEO	611,447,170		611,447,170	1,222,894,340	1,154,190,548	4,629,000	1,158,819,548	734,534,899	143,800,712	878,355,611	64,074,782	280,463,937

Código Contable	Denominación del Numeral Rentístico	Presupuesto				Compromisos			Pagos			Saldo de Apropiación	Cuentas por Pagar	
		Inicial	Modificaciones		Definitivo	Meses Anteriores	Del Mes	Total	Meses Anteriores	Del Mes	Total			
			Reduccion	Adicion										Reduccion
2.1.02.02.21	ARRENDAMIENTOS	25.998.439		40.000.000	73.688.546									
2.1.02.02.23	COMISIONES INTERESES Y DEMAS GASTOS BANCARIOS Y FIDUCIARIOS	3.941.288			3.941.288	1.842.540	419.631	2.262.171	1.441.167	821.004	2.262.171	1.679.117	37.476.546	8.604.000
2.1.02.02.25	SISTEMATIZACION	165.767.516	13.378.972	41.441.878	193.830.422	155.577.744	7.939.680	163.517.424	78.123.024	651.100	1.987.770	2.638.870	30.312.998	85.394.400
2.1.02.02.27	BIENESTAR SOCIAL	11.433.126			11.433.126	10.341.000		10.341.000					1.092.126	7.702.130
2.1.02.02.98	OTRAS ADQUISICIONES DE SERVICIOS	8.723.138			14.412.003	12.200.150	150.000	12.350.150	6.731.150	3.797	6.734.947	2.061.853	1.092.126	5.615.203
2.1.02.03	IMPUESTOS Y MULTAS	132.076.320		44.025.439	176.101.759	93.089.902	499.086	93.588.988	91.911.534	1.165.454	93.076.988	82.512.771		512.000
2.1.02.93	PAGO DE VIGENCIAS ANTERIORES			579.428.772	579.428.772	577.526.310		577.526.310	577.526.310		577.526.310	1.902.462		
2.1.03	TRANSFERENCIAS CORRIENTES	1.154.613.040		496.221.226	1.650.834.266	1.477.780.157	390.621	1.478.170.778	1.461.986.299	16.184.479	1.478.170.778	172.663.488		
2.1.03.98	OTRAS TRANSFERENCIAS	1.154.613.040		496.221.226	1.650.834.266	1.477.780.157	390.621	1.478.170.778	1.461.986.299	16.184.479	1.478.170.778	172.663.488		
2.1.03.98.05	CUOTA DE AUDITAJE	70.823.869			70.823.869	70.326.226		70.326.226	70.326.226		70.326.226	497.643		
2.1.03.98.07	SENTENCIAS Y CONCILIACIONES	1.079.163.679		495.721.226	1.574.884.905	1.404.328.963		1.404.328.963	1.388.535.105	15.793.858	1.404.328.963	170.555.942		
2.1.03.98.98	OTRAS TRANSFERENCIAS	4.625.492		500.000	5.125.492	3.124.968	390.621	3.515.589	3.124.968	390.621	3.515.589	1.609.903		
2.2	GASTOS DE OPERACION	8.219.817.037		2.357.811.589	10.577.628.626	9.861.248.937	57.917.450	9.919.166.387	5.231.594.295	596.836.043	5.828.430.338	658.462.239	4.090.736.049	
2.2.01	GASTOS DE COMERCIALIZACION	8.219.817.037		2.357.811.589	10.577.628.626	9.861.248.937	57.917.450	9.919.166.387	5.231.594.295	596.836.043	5.828.430.338	658.462.239	4.090.736.049	
2.2.01.01	COMPRA DE BIENES PARA LA VENTA	7.139.340.385			7.139.340.385	6.520.037.082	57.917.450	6.577.954.532	2.255.642.572	511.548.906	2.767.191.478	561.385.853	3.810.763.054	
2.2.01.01.01	COMPRAS E IMPORTACIONES	2.144.096.739			2.144.096.739	2.056.064.445	932.200	2.056.996.645	908.784.417	226.503.879	1.135.288.296	87.100.094	921.708.349	
2.2.01.01.01.01	COMPRA DE MEDICAMENTOS	2.144.096.739			2.144.096.739	2.056.064.445	932.200	2.056.996.645	908.784.417	226.503.879	1.135.288.296	87.100.094	921.708.349	
2.2.01.01.07	MATERIALES MANTENIMIENTO Y OTROS	3.275.309.996			3.275.309.996	3.187.960.239	56.164.578	3.244.124.817	817.568.291	133.311.352	950.879.643	31.185.179	2.293.245.174	
2.2.01.01.07.01	MATERIAL MEDICO QUIRURGICO	3.275.309.996			3.275.309.996	3.187.960.239	56.164.578	3.244.124.817	817.568.291	133.311.352	950.879.643	31.185.179	2.293.245.174	
2.2.01.01.98	OTRAS COMPRAS DE BIENES PARA LA VENTA	1.719.933.650			1.719.933.650	1.276.012.398	820.672	1.276.833.070	529.289.864	151.733.675	681.023.539	443.100.580	595.809.531	
2.2.01.03	COMPRA DE SERVICIOS PARA LA VENTA	1.080.476.652			1.080.476.652	983.400.266		983.400.266	618.140.134	85.287.137	703.427.271	97.076.386	279.972.995	
2.2.01.03.98	OTRAS COMPRAS DE SERVICIOS PARA LA VENTA	1.080.476.652			1.080.476.652	983.400.266		983.400.266	618.140.134	85.287.137	703.427.271	97.076.386	279.972.995	
2.2.01.93	PAGO DE VIGENCIAS ANTERIORES			2.357.811.589	2.357.811.589	2.357.811.589		2.357.811.589	2.357.811.589		2.357.811.589			
2.3	GASTOS DE INVERSION			720.886.184	720.886.184	327.370.794		327.370.794	327.370.794		327.370.794	393.515.390		
2.3.01	INFRAESTRUCTURA			365.822.890	365.822.890							365.822.890		
2.3.01.01	INFRAESTRUCTURA PROPIA DEL SECTOR			365.822.890	365.822.890							365.822.890		
2.3.01.01.01	CONSTRUCCION INFRAESTRUCTURA PROPIA DEL SECTOR			365.822.890	365.822.890							365.822.890		
2.3.01.01.01.53	HOSPITALES, PUESTOS Y CENTROS DE SALUD			365.822.890	365.822.890							365.822.890		
2.3.02	DOTACION			27.692.500	27.692.500							27.692.500		
2.3.02.01	EQUIPOS, MATERIALES, SUMINISTROS Y SERVICIOS PROPIOS DEL SECTOR			27.692.500	27.692.500							27.692.500		
2.3.02.01.01	ADQUISICION Y/O PRODUCCION DE EQUIPOS, MATERIALES Y SERVICIOS PROPIOS DEL SECTOR			27.692.500	27.692.500							27.692.500		
2.3.02.01.01.13	DOTACION DE HOSPITALES, CENTROS DE SALUD Y PUESTOS DE SALUD			27.692.500	27.692.500							27.692.500		
2.3.02.01.01.93	PAGO DE VIGENCIAS ANTERIORES			327.370.794	327.370.794									
	TOTALES	33.777.290.440	187.378.972	13.045.965.691	46.823.256.131	35.323.003.395	3.597.811.916	38.920.815.311	25.063.052.338	3.328.471.110	28.391.523.448	7.902.440.820	10.529.291.863	


 FLOR ALICIA CARDENAS P


 LUZ DORIS CARDONA RODRIGU


 NOHORA RIVERA MARINO