








Código	Concepto	Presupuesto					Compromisos			Pagos			Saldo de Apropriacion	Cuotas por Pagar	
		Inicial	Trasladados		Modificaciones		Definitivo	Meses Anteriores	Del Mes	Total	Meses Anteriores	Del Mes			Total
			Adicion	Reduccion	Adicion	Reduccion									
2.1.03	TRANSFERENCIAS CORRIENTES	463.817.968	379.000		634.207.348		1.098.395.316	389.638.953	250.368.859	640.007.812	389.270.094	368.859	389.638.953	458.387.504	250.368.859
2.1.03.98	OTRAS TRANSFERENCIAS	463.817.968	379.000		634.207.348		1.098.395.316	389.638.953	250.368.859	640.007.812	389.270.094	368.859	389.638.953	458.387.504	250.368.859
2.1.03.98.05	CUOTA DE AUDITAJE	67.774.037					67.774.037	62.560.991		62,560,991	62,560,991		62,560,991	5,213,046	
2.1.03.98.07	SENTENCIAS Y CONCILIACIONES	393.849.888			633.073.466		1,026,923,354	324,495,949	250,000,000	574,495,949	324,127,090		324,127,090	452,427,405	250,368,859
2.1.03.98.98	OTRAS TRANSFERENCIAS	2.194.043	370.000		1.133.852		3.697.925	2.582.013	368.859	2.950.872	2.582.013	368.859	2.950.872	747.053	
2.2	GASTOS DE OPERACION	4.097.018.590	790.000.000	790.000.000	4.577.955.320		8.674.973.910	7.100.554.335	699.073.990	7.799.628.325	4.630.442.410	289.132.234	4.919.574.644	915.345.585	2.840.053.881
2.2.01	GASTOS DE COMERCIALIZACION	4.097.018.590	790.000.000	790.000.000	4.577.955.320		8.674.973.910	7.100.554.335	699.073.990	7.799.628.325	4.630.442.410	289.132.234	4.919.574.644	915.345.585	2.840.053.881
2.2.01.01	COMPRA DE BIENES PARA LA VENTA	3.622.167.630	790.000.000	690.000.000	1.979.737.045		6.601.904.675	4.346.558.249	489.073.990	4.735.632.239	1.859.968.292	210.802.945	2.070.771.237	866.272.436	2.664.861.002
2.2.01.01.01	COMPRAS E IMPORTACIONES	1.000.819.273	250.000.000	150.000.000	450.947.941		1.551.767.214	1.298.377.020	116.535.706	1.414.912.726	568.010.723	31.853.611	599.864.334	136.854.488	815.048.392
2.2.01.01.01.01	COMPRA DE MEDICAMENTOS	1.000.819.273	250.000.000	150.000.000	450.947.941		1.551.767.214	1.298.377.020	116.535.706	1.414.912.726	568.010.723	31.853.611	599.864.334	136.854.488	815.048.392
2.2.01.01.07	MATERIALES MANTENIMIENTO Y OTROS	1.783.657.928		300.000.000	1.900.610.011		2.484.267.939	2.001.349.365	72.553.150	2.073.902.515	696.863.552	50.376.048	747.039.600	410.365.424	1.326.862.915
2.2.01.01.07.01	MATERIAL MEDICO QUIRURGICO	1.783.657.928		300.000.000	1.900.610.011		2.484.267.939	2.001.349.365	72.553.150	2.073.902.515	696.863.552	50.376.048	747.039.600	410.365.424	1.326.862.915
2.2.01.01.98	OTRAS COMPRAS DE BIENES PARA LA VENTA	737.690.429	500.000.000	200.000.000	528.179.093		1.565.869.522	948.831.864	299.985.134	1.246.816.998	595.294.017	128.573.286	723.867.303	319.052.524	522.949.695
2.2.01.03	COMPRA DE SERVICIOS PARA LA VENTA	574.850.960		100.000.000	330.097.989		804.948.949	592.005.600	170.000.000	762.005.600	508.483.632	78.329.289	586.812.921	42.943.349	175.192.679
2.2.01.03.98	OTRAS COMPRAS DE SERVICIOS PARA LA VENTA	574.850.960		100.000.000	330.097.989		804.948.949	592.005.600	170.000.000	762.005.600	508.483.632	78.329.289	586.812.921	42.943.349	175.192.679
2.2.01.93	PAGO DE VIAGENCIAS ANTERIORES				2.268.120.286		2.268.120.286	2.261.990.486		2.261.990.486	2.261.990.486		2.261.990.486	6.129.800	
2.3	GASTOS DE INVERSION	136.915.432			705.869.796		842.785.198	109.998.840	529.448.333	639.447.173	76.999.188	455.440.089	532.439.277	203.338.025	107.007.896
2.3.01	INFRAESTRUCTURA	110.415.432			162.202.676		272.618.108	109.998.840		109.998.840	76.999.188		76.999.188	162.619.268	32.999.652
2.3.01.01	INFRAESTRUCTURA PROPIA DEL SECTOR	110.415.432			162.202.676		272.618.108	109.998.840		109,998,840	76,999,188		76,999,188	162,619,268	32,999,652
2.3.01.01.01	CONSTRUCCION INFRAESTRUCTURA PROPIA DEL SECTOR	110.415.432			162.202.676		272.618.108	109.998.840		109,998,840	76,999,188		76,999,188	162,619,268	32,999,652
2.3.01.01.01.53	HOSPITALES, PUESTOS Y CENTROS DE SALUD	110.415.432			162.202.676		272.618.108	109.998.840		109,998,840	76,999,188		76,999,188	162,619,268	32,999,652
2.3.02	DOTACION	26.500.000			26.500.000		26.500.000							26.500.000	
2.3.02.01	EQUIPOS, MATERIALES SUMINISTROS Y SERVICIOS PROPIOS DEL SECTOR	26.500.000			26.500.000		26.500.000							26.500.000	
2.3.02.01.01	ADQUISICION Y/O PRODUCCION DE EQUIPOS, MATERIALES Y SERVICIOS PROPIOS DEL SECTOR	26.500.000			26.500.000		26.500.000							26.500.000	
2.3.02.01.01.13	DOTACION DE HOSPITALES, CENTROS DE SALUD Y PUESTOS DE SALUD	26.500.000			26.500.000		26.500.000							26.500.000	
2.3.02.01.01.93	PAGO DE VIAGENCIAS ANTERIORES				543.667.090		543.667.090		529.448.333	529.448.333		455.440.089	455.440.089	14.218.757	74.008.244
	<b>TOTALES</b>	20.554.037.403	974.570.000	974.570.000	13.933.328.479		34.487.363.862	26.707.863.411	3.482.006.392	30.189.869.803	18.986.383.296	3.152.145.087	22.138.528.383	4.297.494.079	8.051.341.420

  
**FLOR ALICIA CABENAS P**  
 GERENTE

  
**SONIA YANNETH MANRIQUE**  
 SUBGERENTE ADMINISTRATIVO

  
**NOHORA RIVERA MARIÑO**  
 TECNICO ADMINISTRATIVO